


**1st Half FY2006
Information Meeting**

1 All Rights Reserved - Advantest Corporation 2006/10/27



Summary of Achievements ADVANTEST®

(In Billions of Yen)

	FY2005		FY2006			
	1H	Full Year	1H	Y on Y · %	Full Year (Forecast)	Y on Y · %
Orders	121.6	259.4	115.2	-5.2	245.0	-5.6
Sales	107.1	253.9	120.5	+12.5	255.0	+0.4
Operating Income	22.7	64.5	32.2	+42.1	65.0	+0.8
Income Before Tax	24.5	67.5	34.0	+38.6	68.0	+0.8
Net Income	14.6	41.4	22.2	+51.9	43.0	+3.9
Backlog	54.0	45.1	39.8	—	35.1	—

5 All Rights Reserved - Advantest Corporation 2006/10/27

1H/FY2006 Summary ADVANTEST®

Stable DRAM/Flash Memory


Taiwan South Korea Japan

Good ICs for Digital Consumer Products/Automotives


Japan

Weak Data Processing


Americas Rest of Asia



T5300 Series

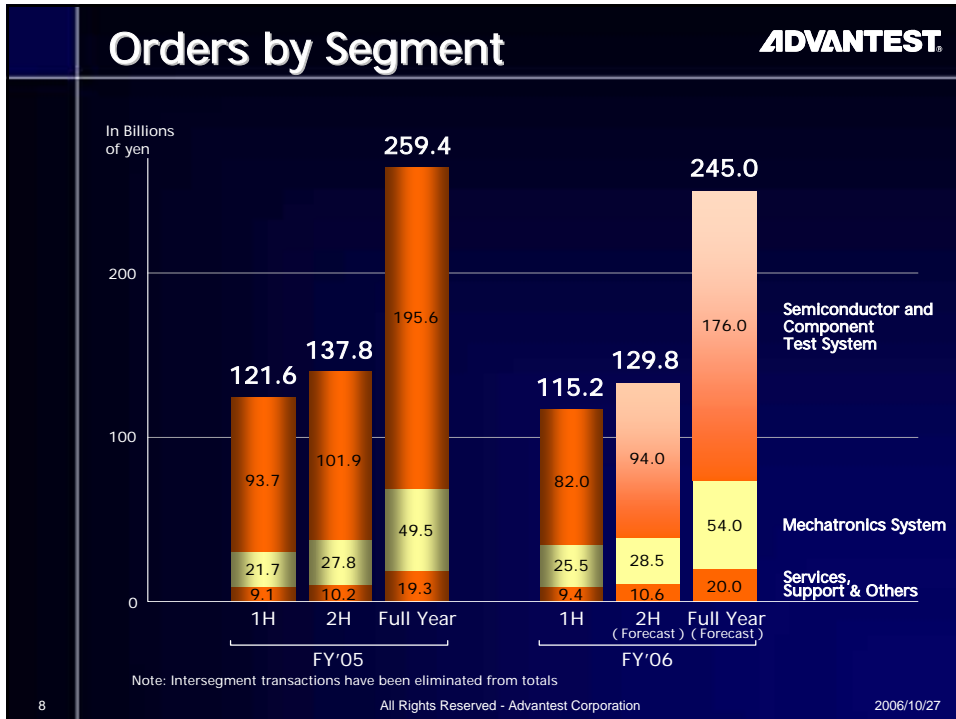
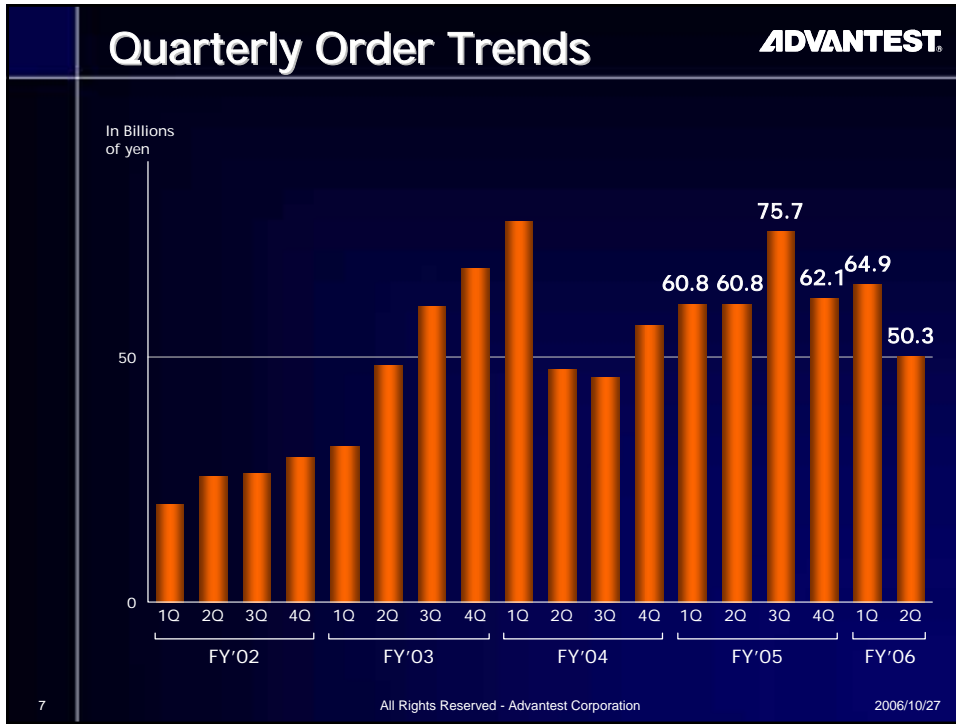


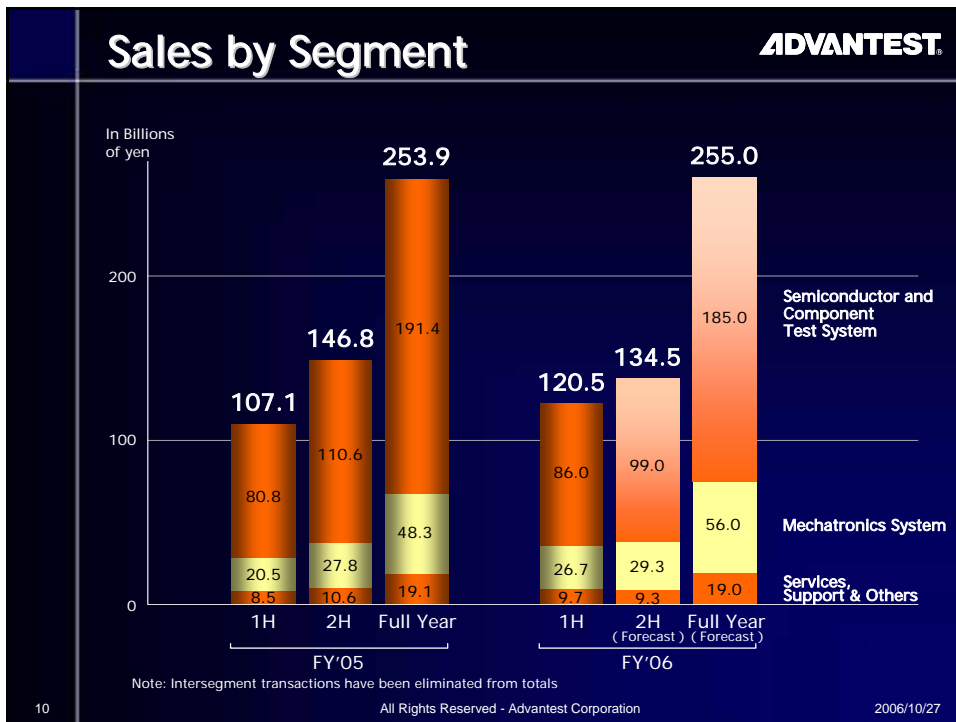
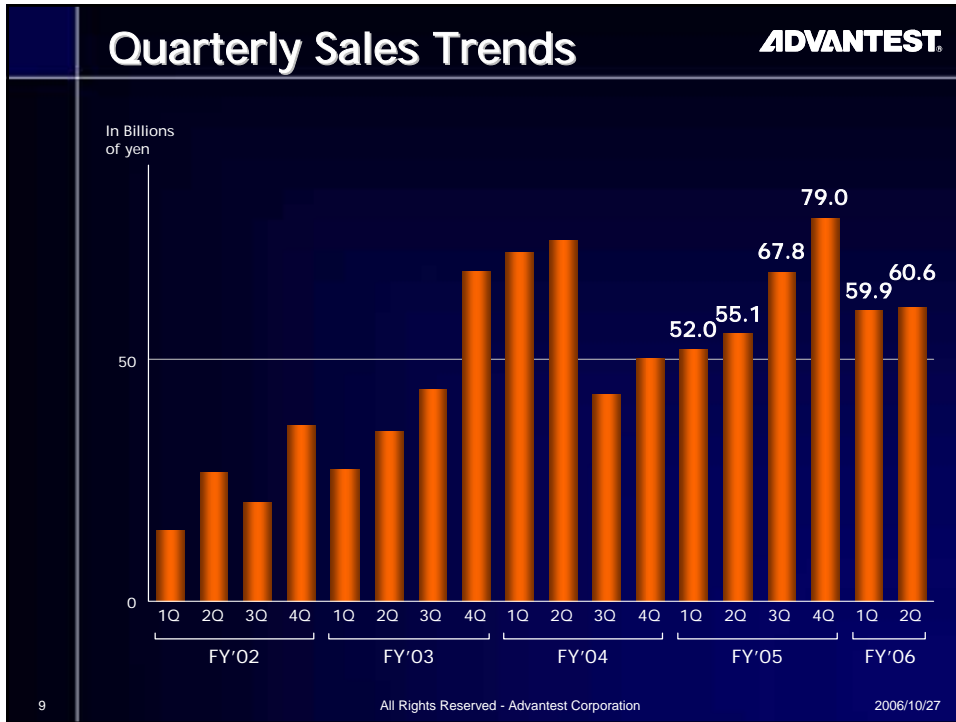
T6500 Series / T7700 Series

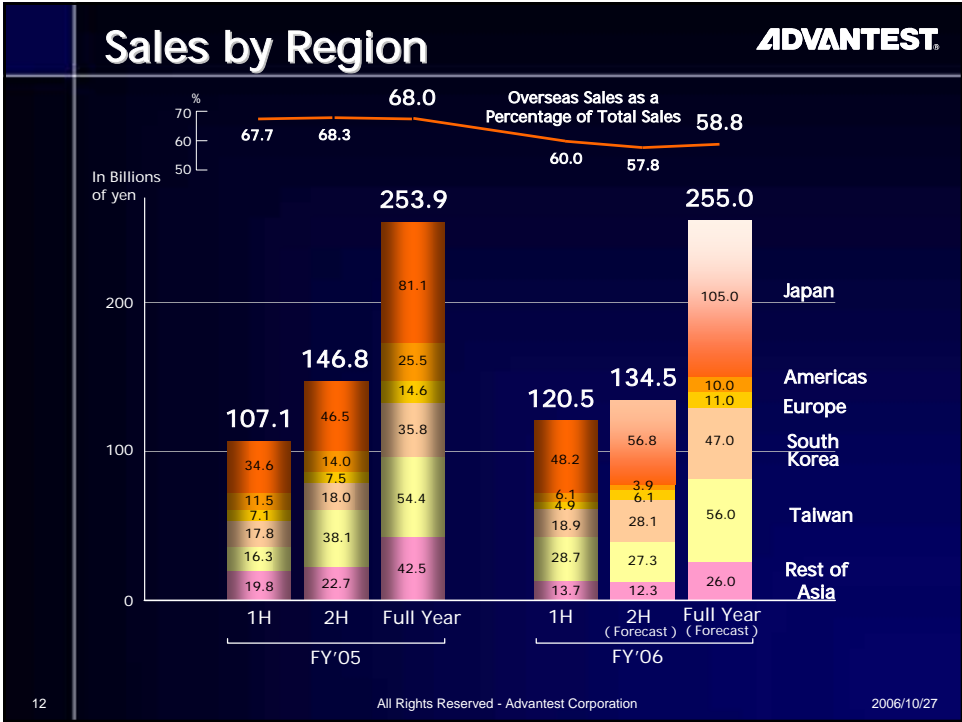
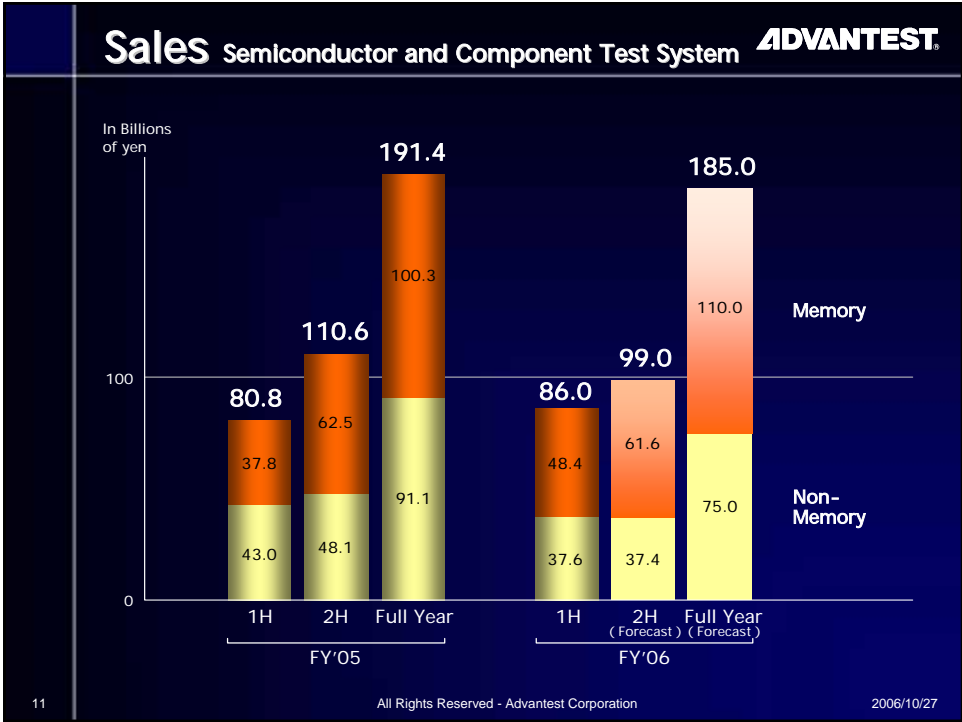


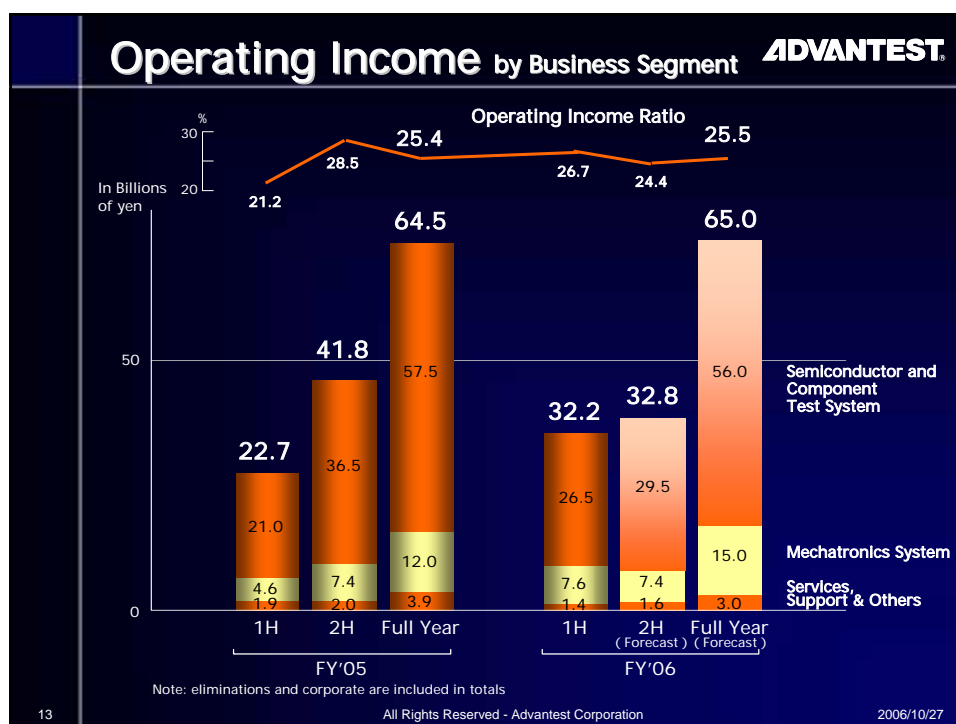
T2000

6 All Rights Reserved - Advantest Corporation 2006/10/27







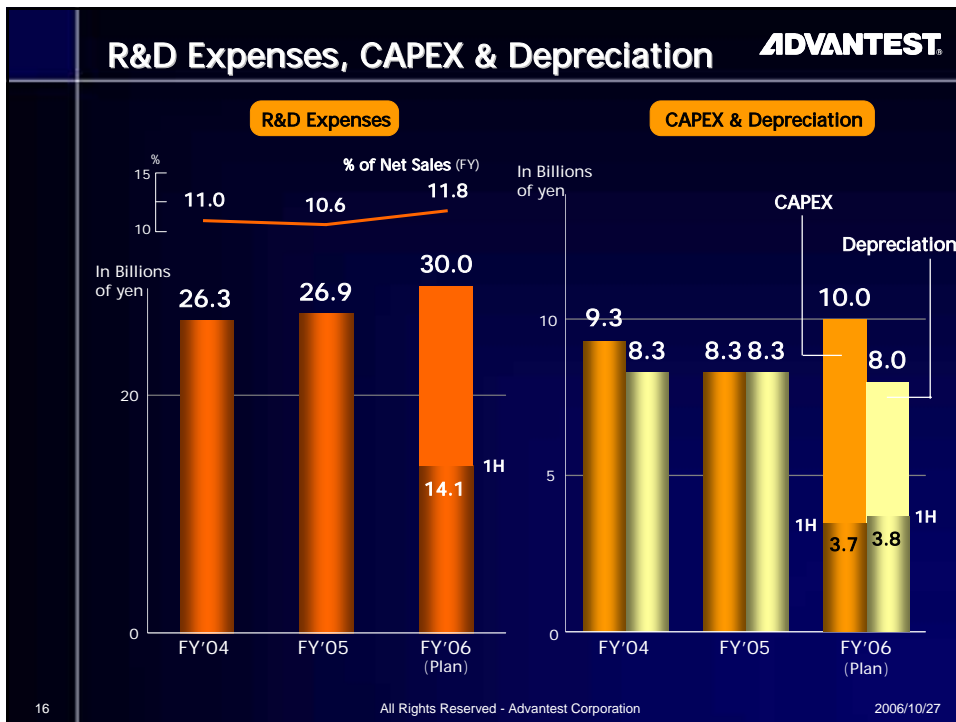
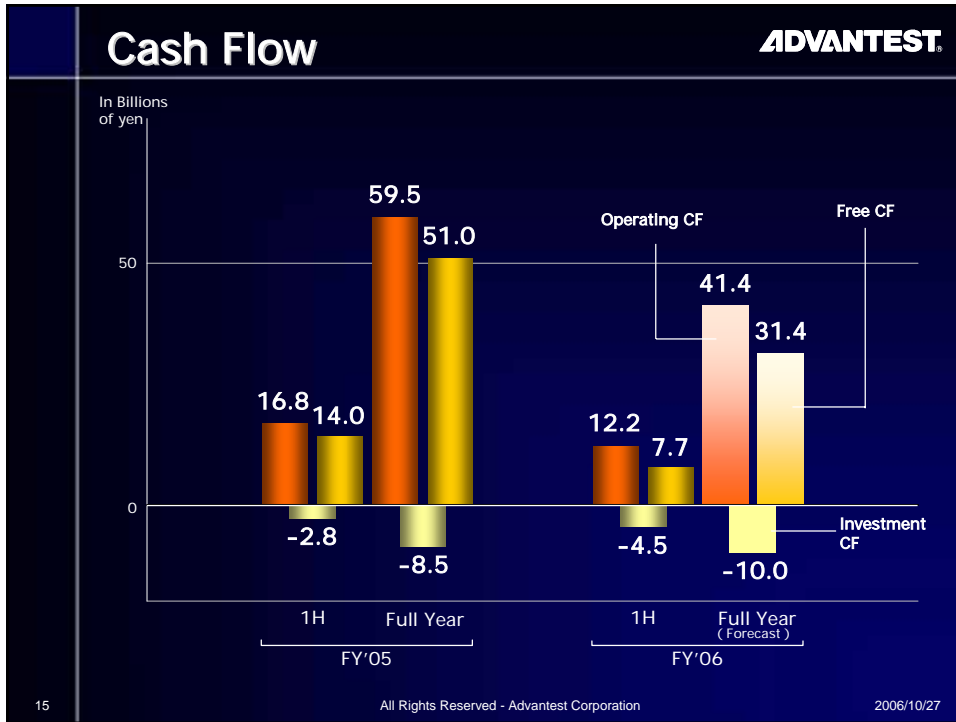


Balance Sheet ADVANTEST®

(In Billions of Yen)

	Mar. 31, '05	Mar. 31, '06	Sep. 30, '06	Variance
Current Assets	224.0	275.7	273.1	-2.6
<i>Cash & Cash Equivalent</i>	121.0	157.9	163.6	+5.7
<i>Accounts Receivable</i>	56.7	69.6	67.3	-2.3
<i>Inventories</i>	29.6	29.9	27.0	-2.9
Fixed & Other Assets	72.8	75.1	74.0	-1.1
Total Assets	296.8	350.8	347.1	-3.7
Current Liabilities	74.1	76.7	53.4	-23.3
Fixed & Other Liabilities	16.0	16.1	15.0	-1.1
Shareholder's Equity	206.7	257.9	278.7	+20.8
<i>% of total assets</i>	69.7%	73.5%	80.3%	
Liabilities & Equity	296.8	350.8	347.1	-3.7

All Rights Reserved - Advantest Corporation 2006/10/27




ADVANTEST

**Section 2 The Present Business Situation
and Future Strategies**

Representative Board Director,
President and CEO
Toshio Maruyama

17 All Rights Reserved - Advantest Corporation 2006/10/27








ADVANTEST

Slowdown in the First Half

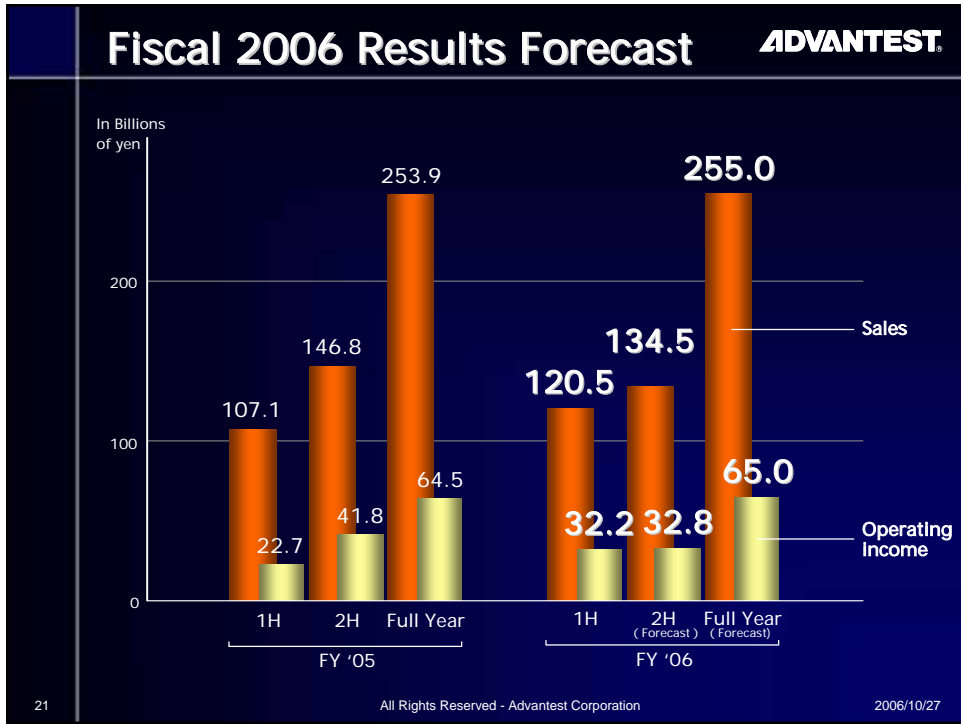
19 All Rights Reserved - Advantest Corporation 2006/10/27

ADVANTEST

Sales by Product Type

		1Q	FY 2006 2Q	2H
Memory	DRAM <i>T5300 Series/T5500 Series</i> 	Yellow arrow	Yellow arrow	Orange arrow
	Flash Memory <i>T5300 Series</i> 	Yellow arrow	Yellow arrow	Yellow arrow
Non-Memory	Data Processing <i>T2000</i> 	Blue arrow	Blue arrow	Blue arrow
	LCD Driver IC <i>T6300 Series</i> 	Blue arrow	Blue arrow	Yellow arrow
	ICs for Digital Consumer Products, Automobiles <i>T6500 Series/T7700 Series</i> 	Orange arrow	Orange arrow	Orange arrow

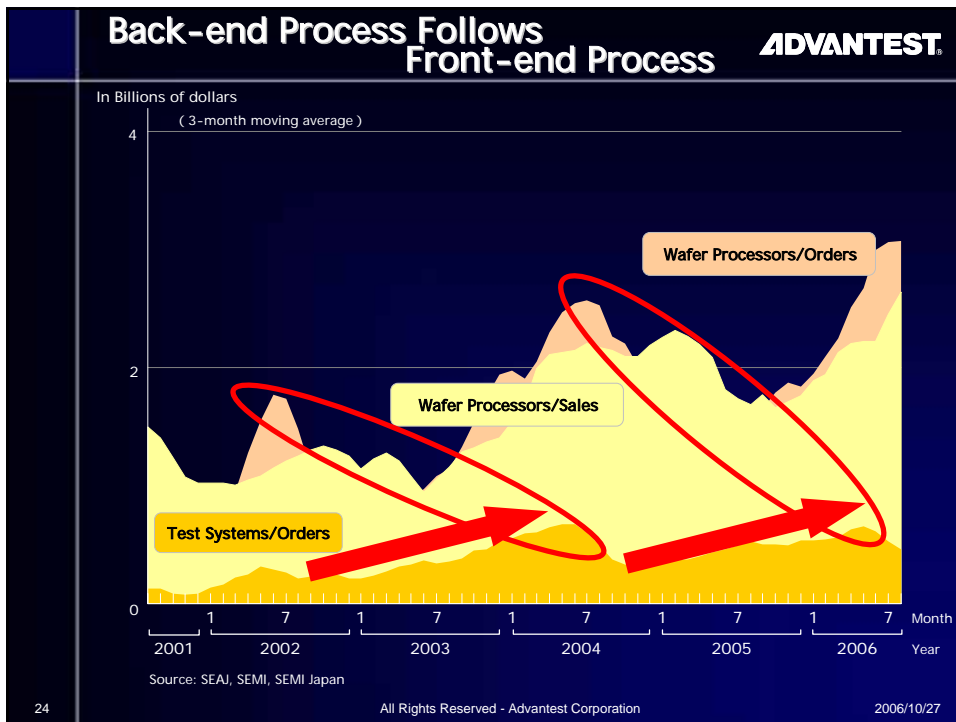
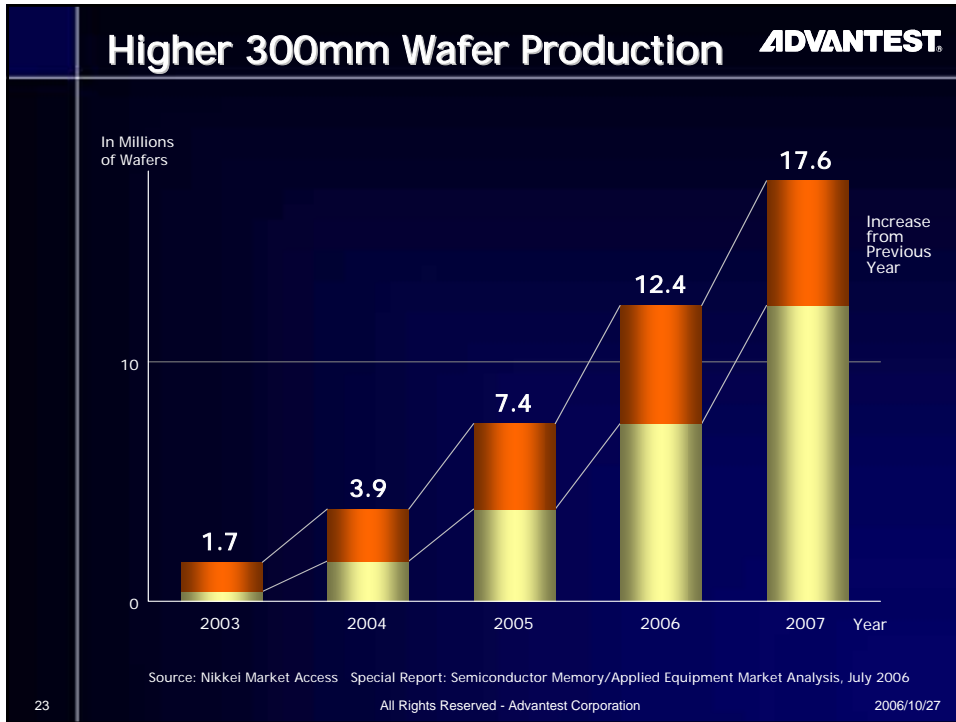
20 All Rights Reserved - Advantest Corporation 2006/10/27

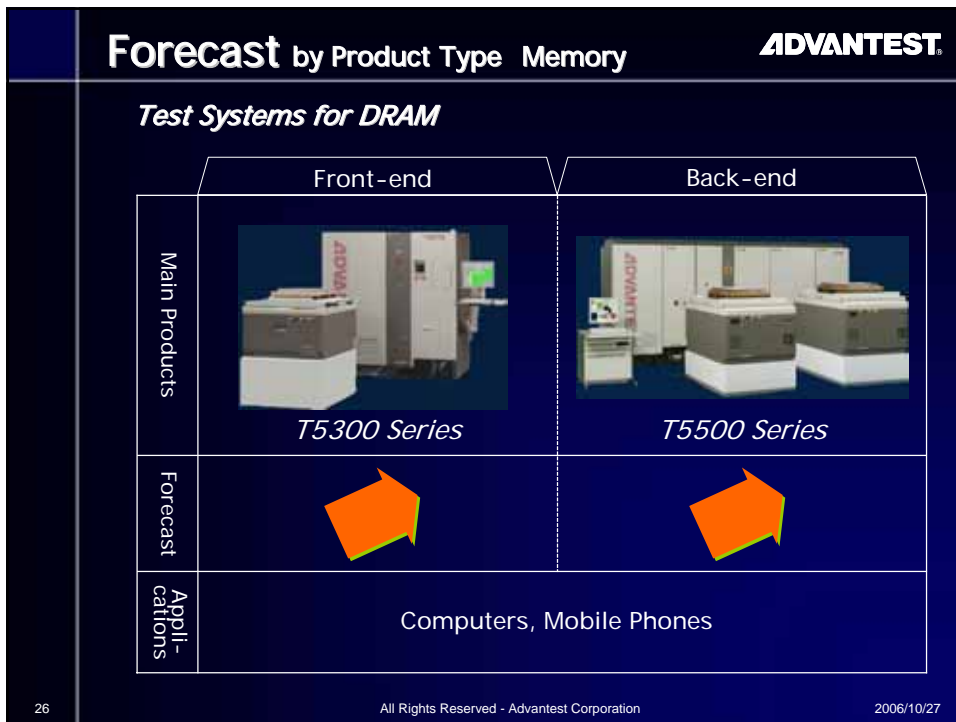
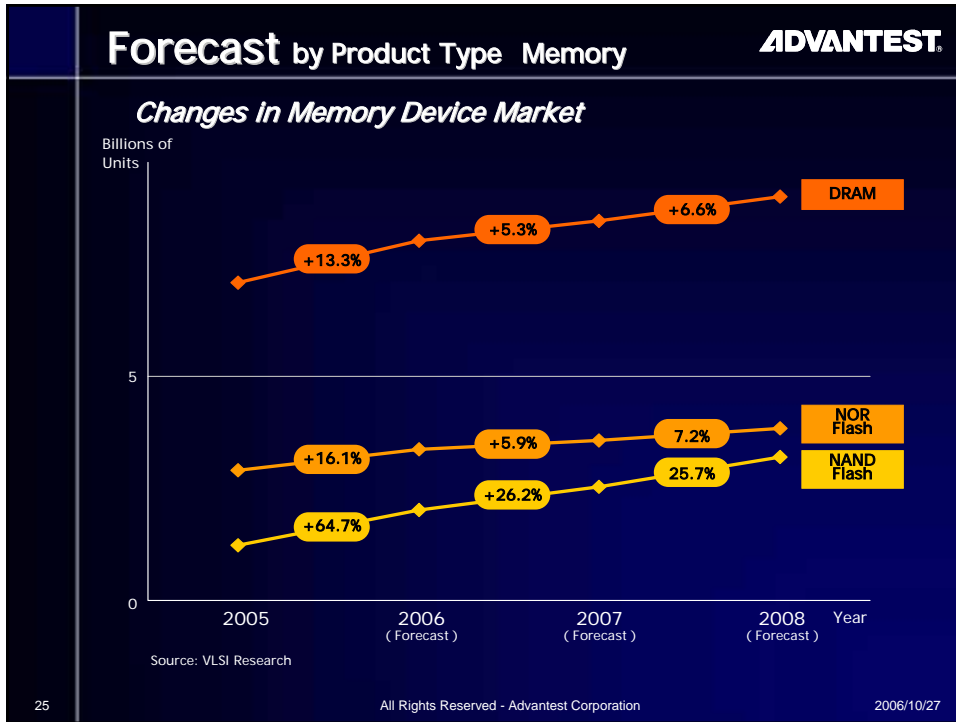


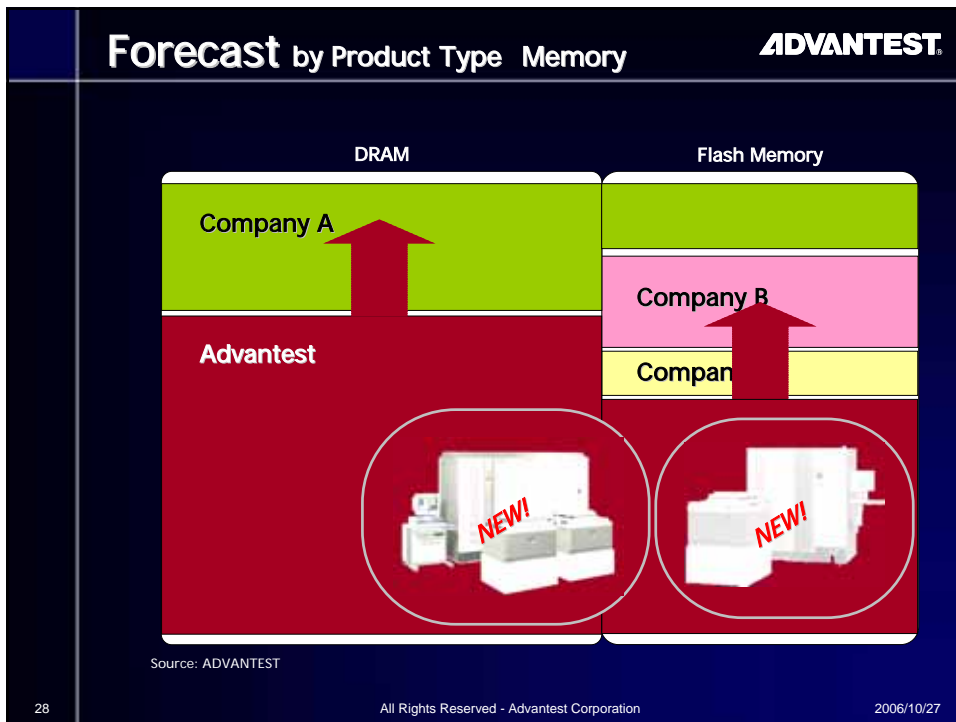
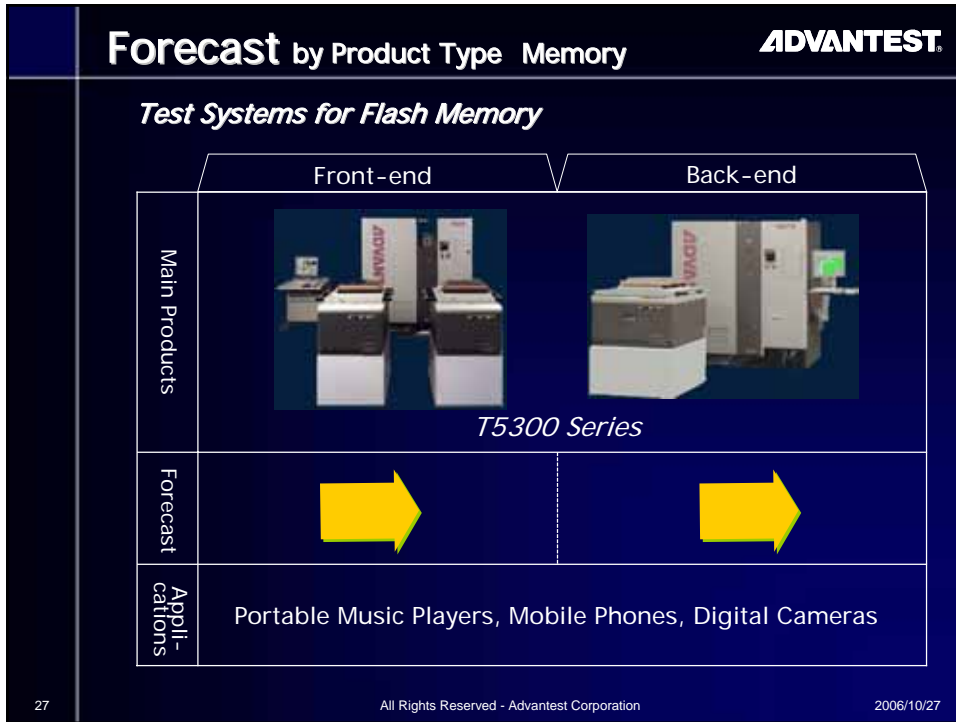
ADVANTEST

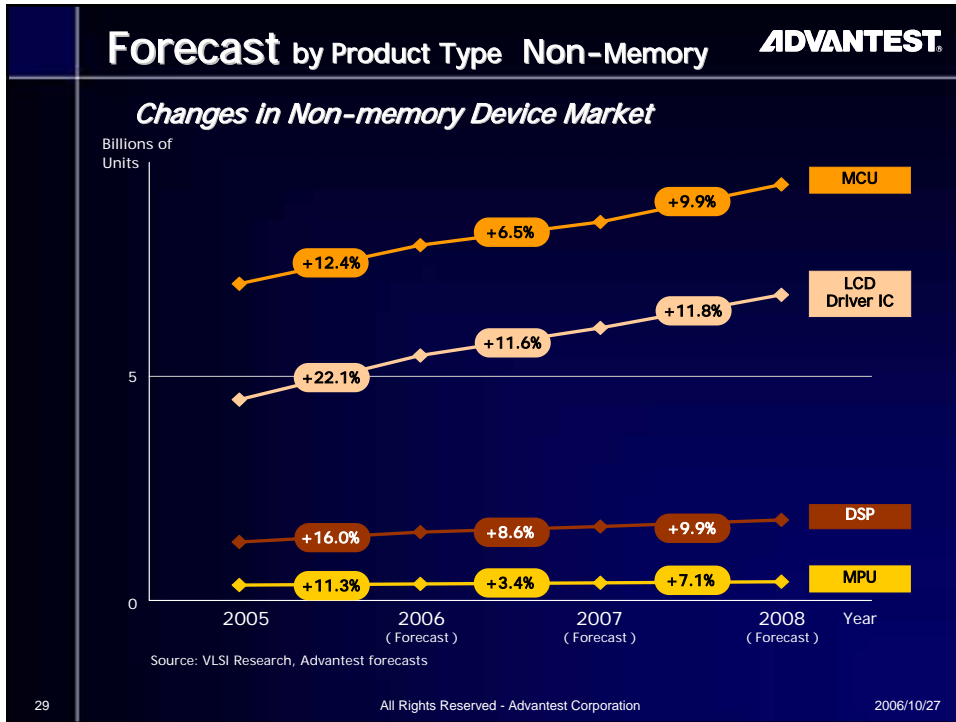
Recovery in the Second Half

22 All Rights Reserved - Advantest Corporation 2006/10/27










Forecast by Product Type Non-Memory **ADVANTEST**


Test Systems for Digital Consumer IC



Strong growth overall for digital consumer products

Brisk demand for test systems, particularly in Japan


T6500 Series




30 All Rights Reserved - Advantest Corporation 2006/10/27

Forecast by Product Type Non-Memory **ADVANTEST**

Test Systems for LCD Driver IC




T6300 Series




Full recovery in demand in test systems expected from start of next year

Open Architecture



T2000



Sluggish demand to continue in Americas and Rest of Asia


Increasing numbers of customers


31 2006/10/27

All Rights Reserved - Advantest Corporation

Forecast by Product Type Non-Memory **ADVANTEST**

Data Processing	Communication	Consumer	Automobiles and others
Company A			
Company B		Company E	
Company C			
Advantest			
	Company D		





Source: ADVANTEST

32 2006/10/27

All Rights Reserved - Advantest Corporation

ADVANTEST

For Further Growth

33 All Rights Reserved - Advantest Corporation 2006/10/27

ADVANTEST

Improved Cost Competitiveness

Changes in Sales and Operating Income

In Billions of yen

Year	Operating Income Ratio (%)
'04	25.4%
'05	25.4%
'06 (Forecast)	25.5%

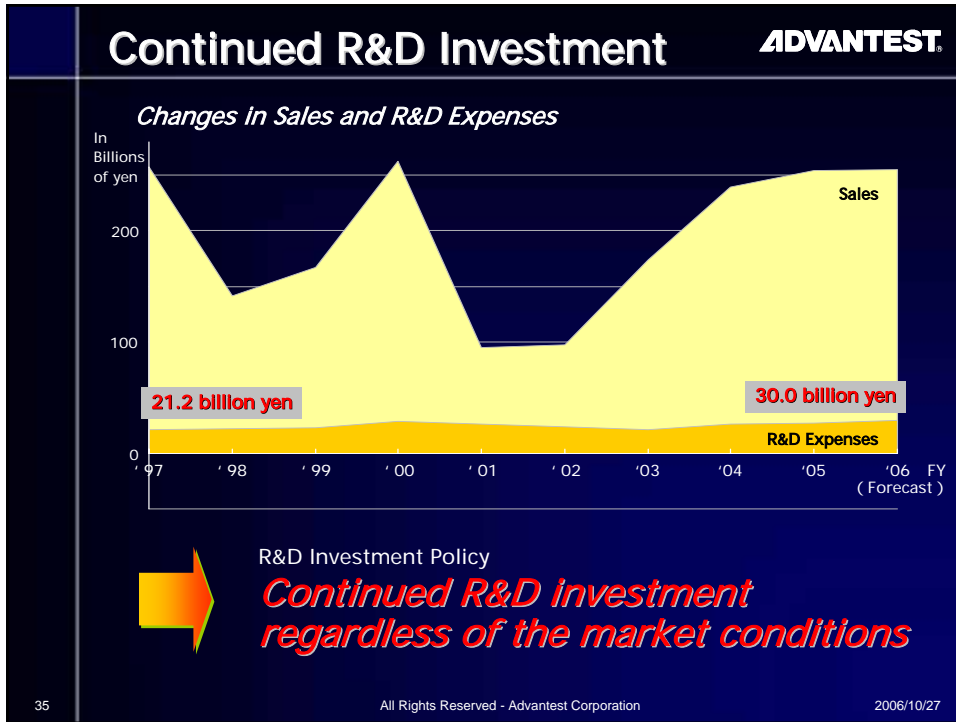
Operating Income Ratio: 25.4%, 25.4%, 25.5%

Operating Income

Continued production reforms
Designing products for lower costs
Improved quality
Higher work efficiency

Improved Profitability

34 All Rights Reserved - Advantest Corporation 2006/10/27



Growth in EB* Lithography System Business ADVANTEST®

* EB: Electron-Beam

Topics for this fiscal year

- Product release of the new F3000***
- Establishment of new company with Fujitsu to create semiconductor prototypes***
- Participation in the ASET** "Mask D2I Project" as the developer of EB mask writing equipment***

**ASET: Association of Super-Advanced Electronics Technologies

36 All Rights Reserved - Advantest Corporation 2006/10/27

ADVANTEST

One Last Thing...

37 All Rights Reserved - Advantest Corporation 2006/10/27

Formulation of CSR Policy **ADVANTEST**

Harmony with society

Respect for customers

CSR Policy

Respect for stockholders and investors

Respect for employees

Respect for suppliers

38 All Rights Reserved - Advantest Corporation 2006/10/27

ADVANTEST**NOTE****• Prepared in accordance with US GAAP****• Cautionary Statement with Respect to Forward-Looking Statements**

This presentation contains "forward-looking statements" that are based on Advantest's current expectations, estimates and projections. These statements include, among other things, a discussion of Advantest's business strategy, outlook and expectations as to market and business developments, production and capacity plans. These forward-looking statements can be identified by use of forward-looking terminology are subject to known and unknown risks, uncertainties and other factors that may cause Advantest's actual results, levels of activity, performance or achievements to be materially different from those expressed or implied by such forward-looking statements. These factors include: (i) changes in demand for the products and services produced and offered by Advantest's customers, including semiconductors, communications services and electronic goods; (ii) circumstances relating to Advantest's investment in technology, including its ability to develop in a timely fashion products that meet the changing needs of semiconductor manufacturers and communications network equipment and component makers and service providers; (iii) significant changes in the competitive environment in the major markets where Advantest purchases materials, components and supplies for the production of its products or where its products are produced, distributed or sold; and (iv) changes in economic conditions, currency exchange rates or political stability in the major markets where Advantest procures materials, components and supplies for the production of its principal products or where its products are produced, distributed or sold. A discussion of these and other factors which may affect Advantest's actual results, levels of activity, performance or achievements is contained in the "Operating and Financial Review and Prospects", "Key Information - Risk Factors" and "Information on the Company" sections and elsewhere in Advantest's annual report on Form 20-F, which is on file with the United States Securities and Exchange Commission.

ADVANTEST[®]