

Financial Results for 3rd Quarter Fiscal 2005

January 26, 2006

ADVANTEST®

Summary of Achievements




(In Billions of Yen)

	FY2004				FY2005					
	1Q	2Q	3Q	1Q-3Q Total	1Q	2Q	3Q		1Q-3Q Total	
							YOY %		YOY %	
Orders	77.7	47.5	45.8	171.1	60.8	60.8	75.7	+65.2	197.3	+15.3
Net Sales	72.1	74.5	42.6	189.2	52.0	55.1	67.8	+59.0	174.9	-7.6
Operating Income	22.4	22.3	7.2	51.8	11.8	10.9	17.8	+148.3	40.5	-21.9
Income Before Tax	22.7	23.4	6.8	52.9	12.1	12.4	18.6	+172.7	43.1	-18.6
Net Income	14.0	13.8	4.2	32.0	7.8	6.8	11.3	+172.7	25.9	-18.9
Backlog	57.1	30.2	33.3		48.4	54.0	61.9			

2006.1.26

ADVANTEST®

3Q/FY2005 Summary

Flash Memory	T5370 Series		Taiwan	South Korea
MPU	T2000		Americas	Rest of Asia
LCD Driver IC	T6300 Series		Taiwan	Japan

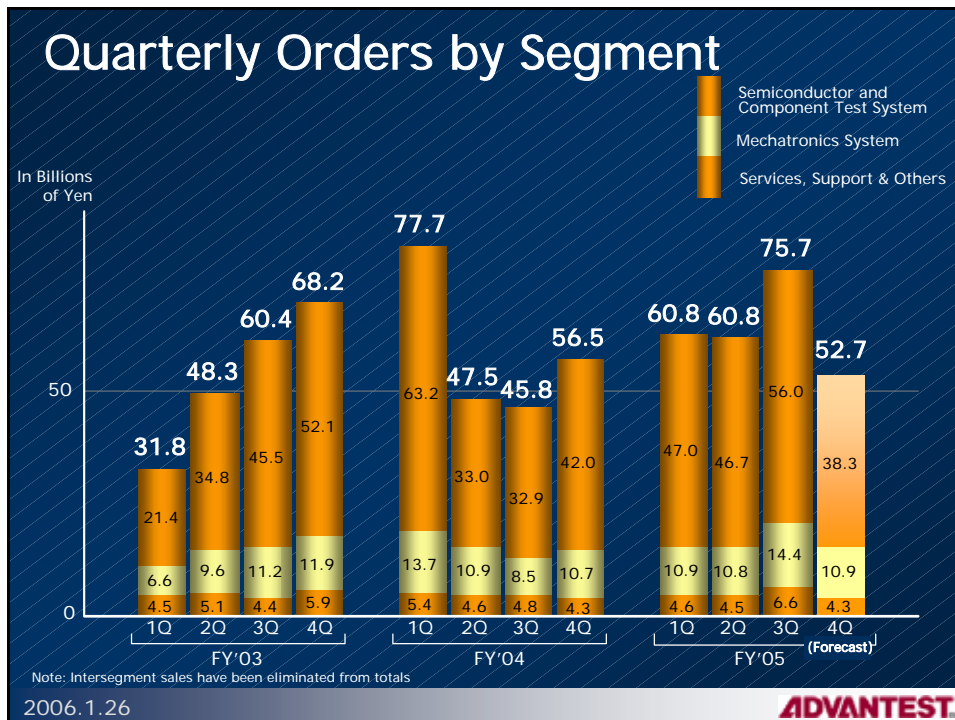
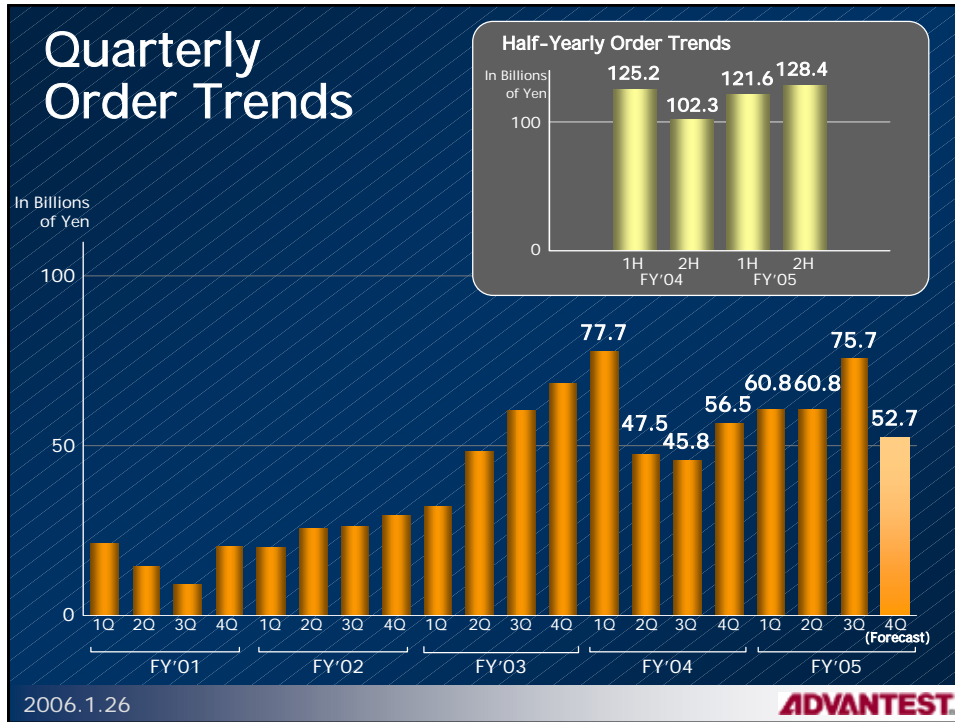
2006.1.26
ADVANTEST

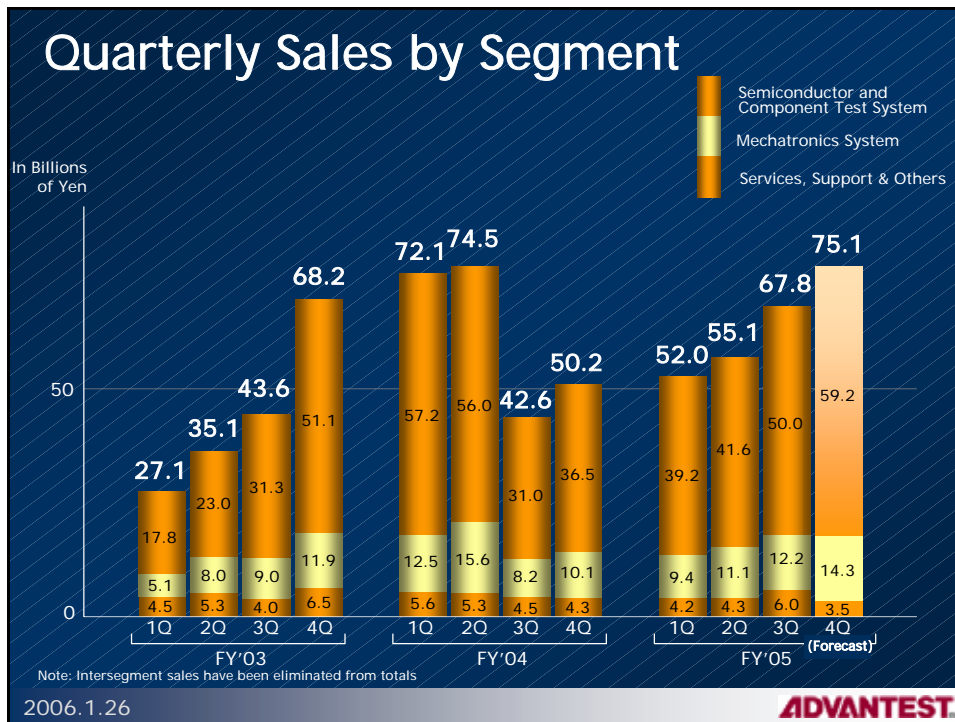
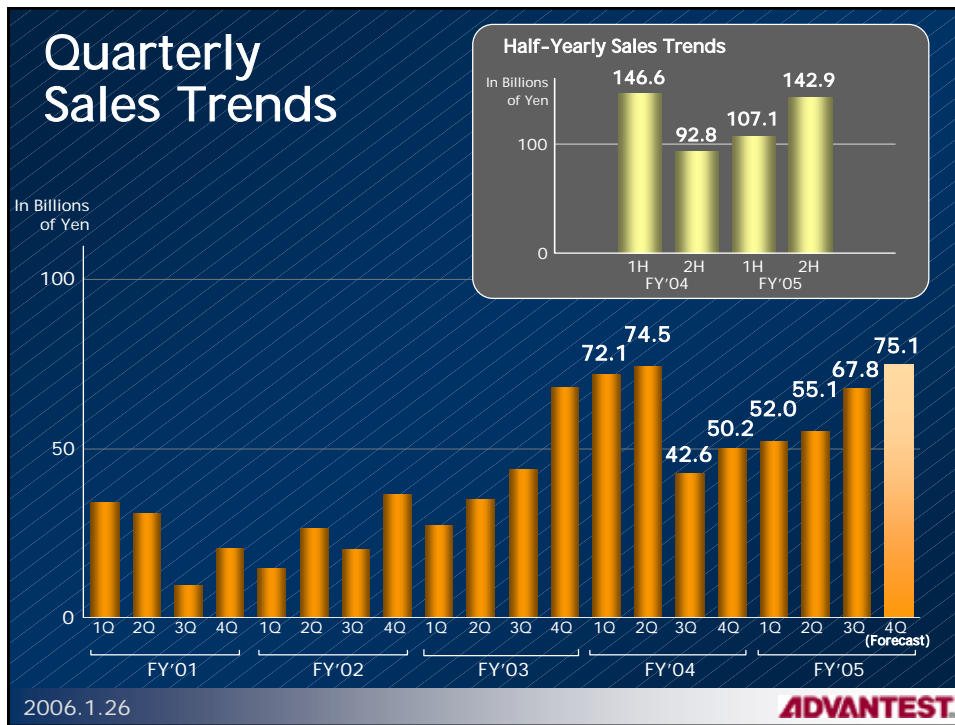
Financial Forecast

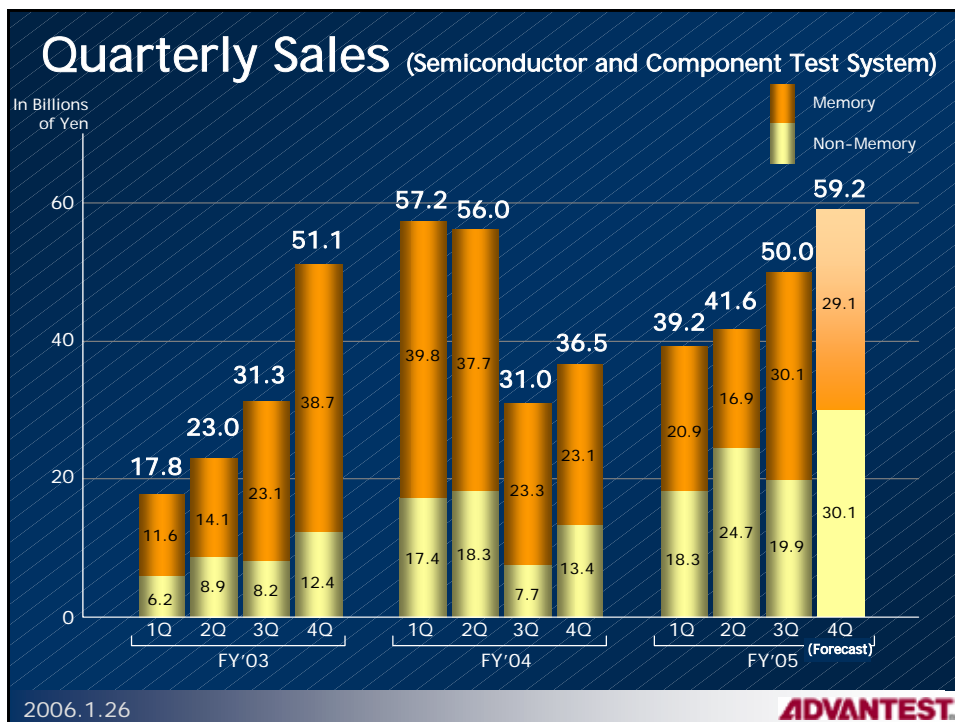
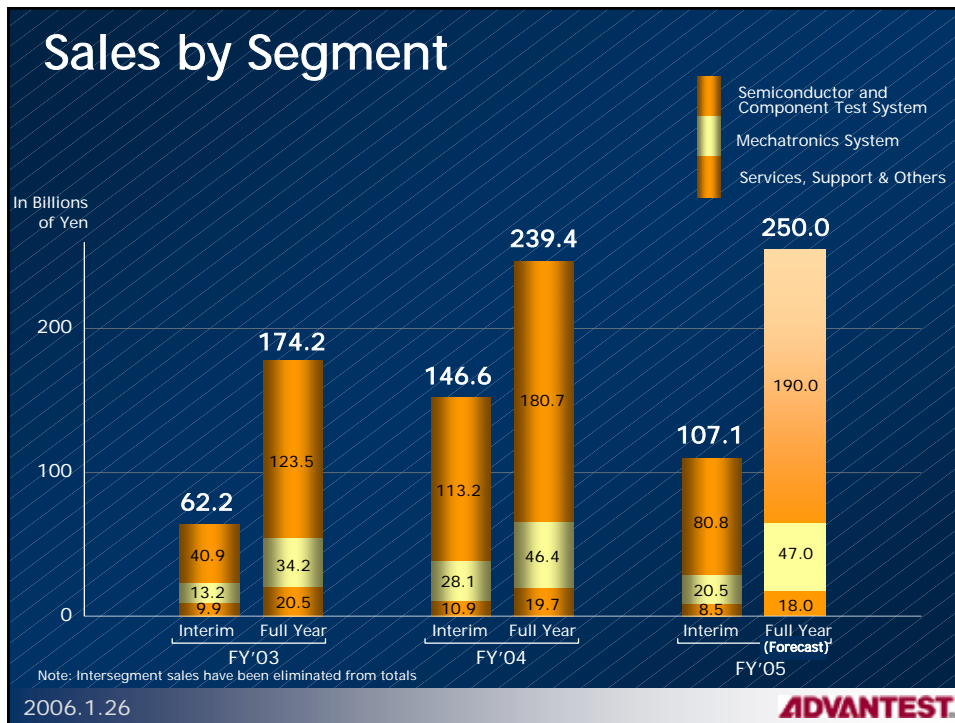
(In Billions of Yen)

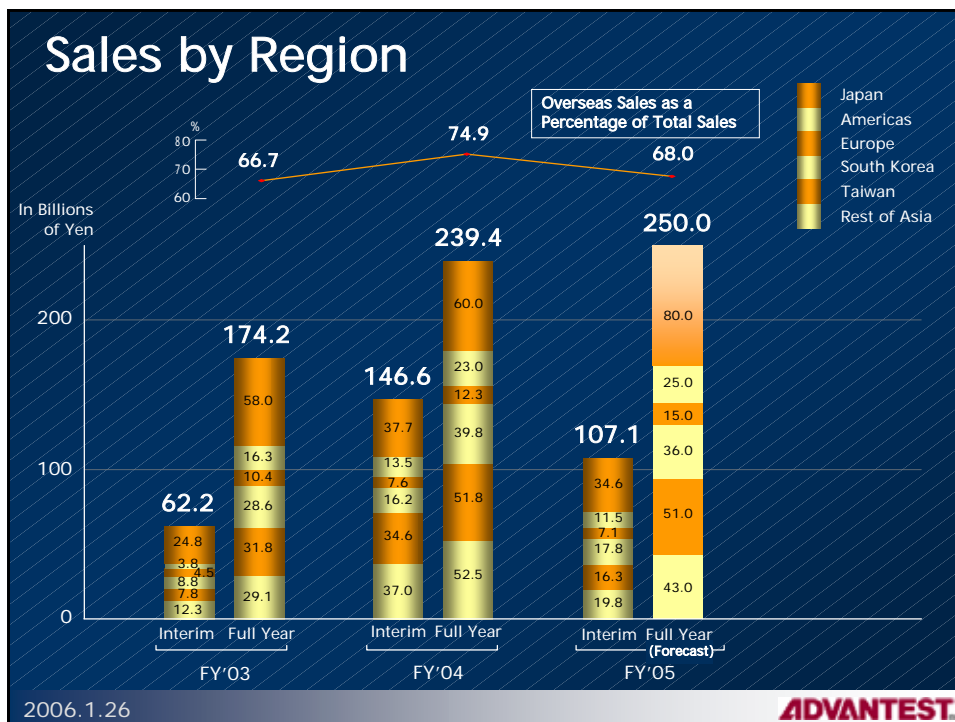
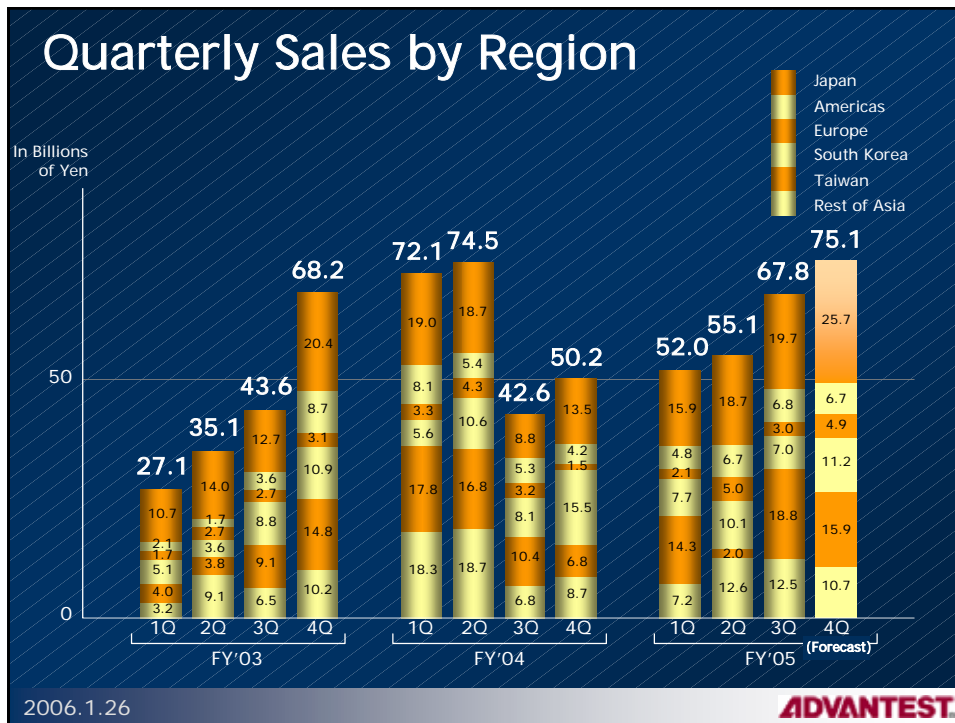
	FY2004(Results)	FY2005(Forecast)	Y on Y · %
Orders	227.5	250.0	+9.9
Sales	239.4	250.0	+4.4
Operating Income	60.7	64.0	+5.4
Income Before Tax	61.8	66.0	+6.8
Net Income	38.1	41.0	+7.7
Backlog	39.5	39.5	

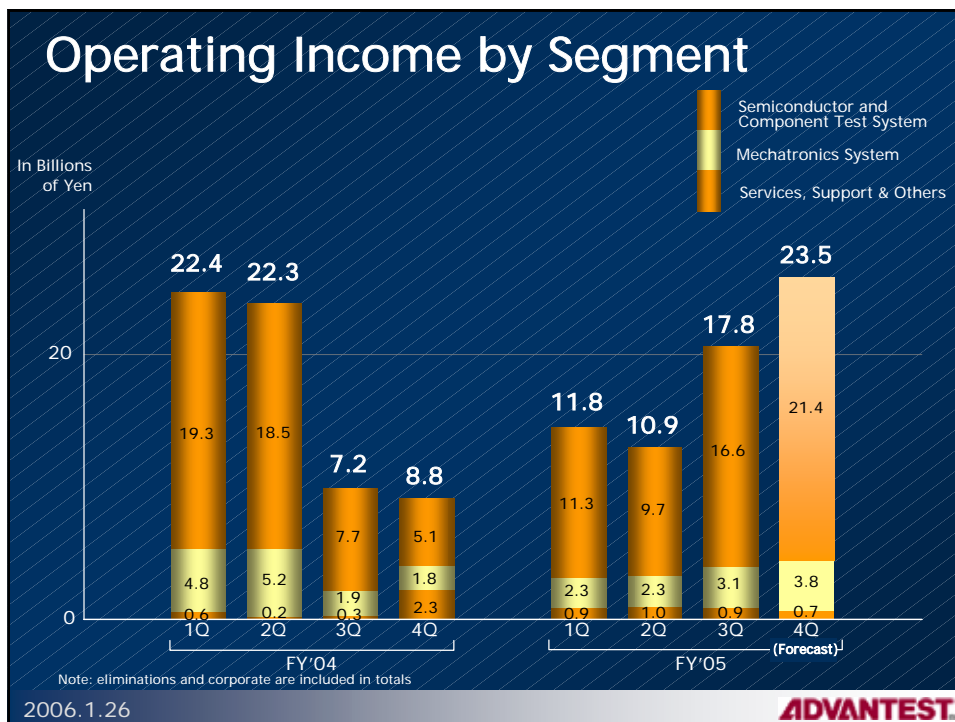
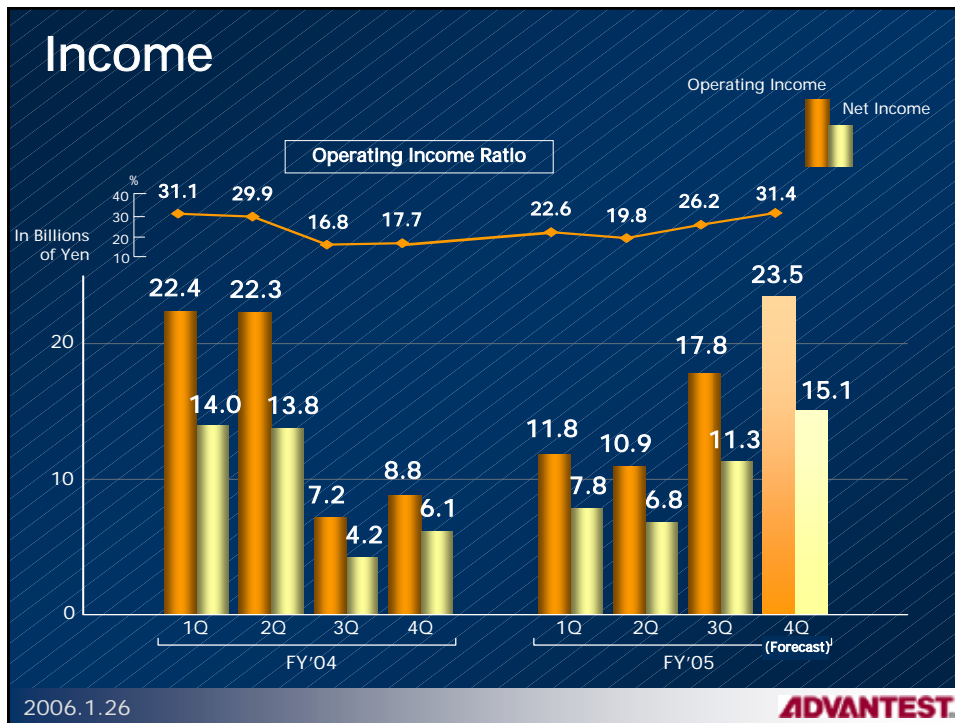
2006.1.26
ADVANTEST











Balance Sheet

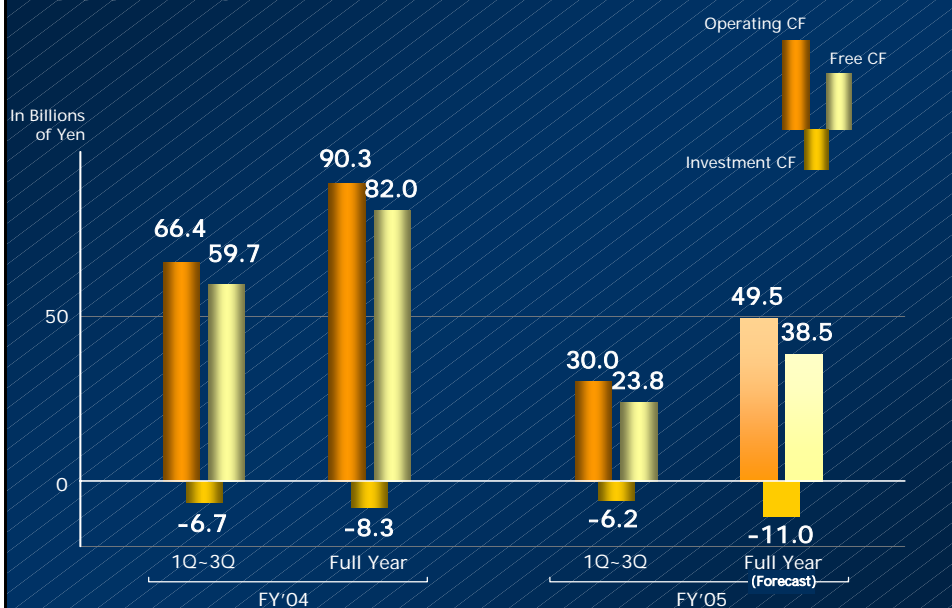
(In Billions of yen)

	Mar. 31, '05	Sep. 30, '05	Dec. 31, '05	Variance
Current Assets	224.0	248.3	251.1	2.9
(Cash & Cash Equivalent)	(121.0)	(135.2)	(127.9)	-7.4
(Accounts Receivable)	(56.7)	(59.0)	(64.8)	5.8
(Inventories)	(29.6)	(34.5)	(37.6)	3.1
Fixed & Other Assets	72.8	71.8	72.8	0.9
Total Assets	296.8	320.1	323.9	3.8
Current Liabilities	74.1	81.6	69.5	-12.0
Fixed & Other Liabilities	16.0	15.9	16.1	0.1
Shareholder's Equity	206.7	222.6	238.3	15.7
(% of total assets)	(69.7%)	(69.5%)	(73.6%)	
Liabilities & Equity	296.8	320.1	323.9	3.8

2006.1.26

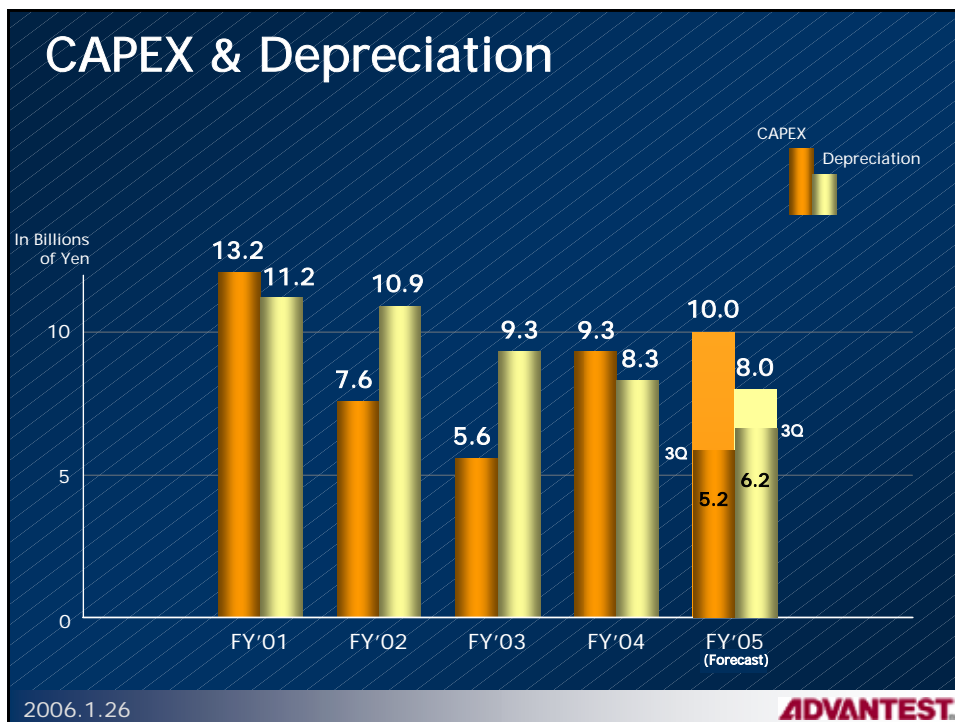
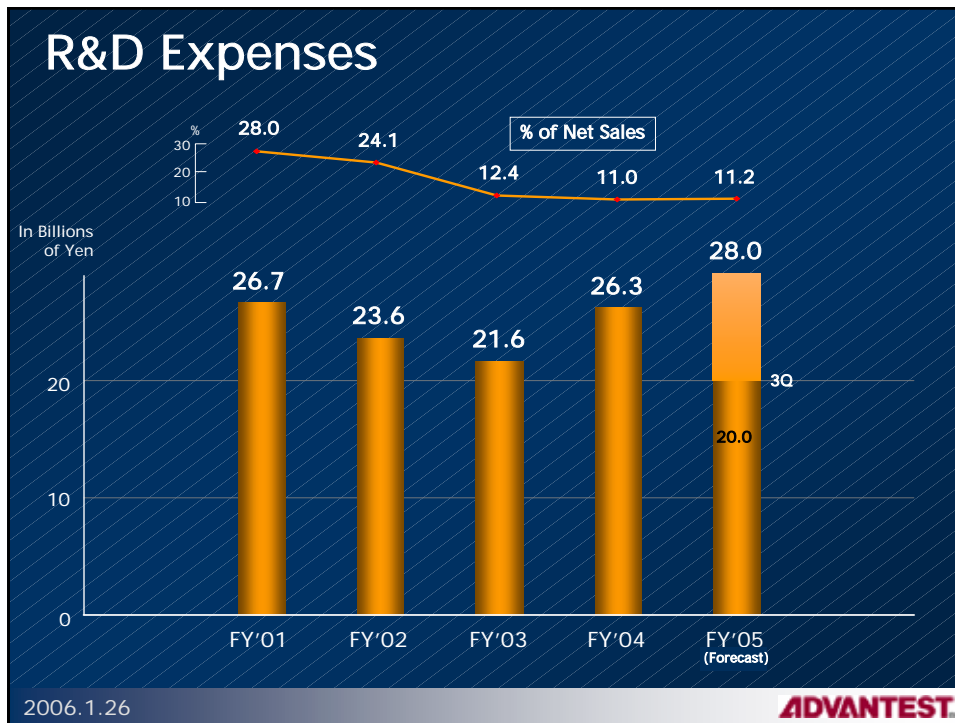
ADVANTEST

Cash Flow

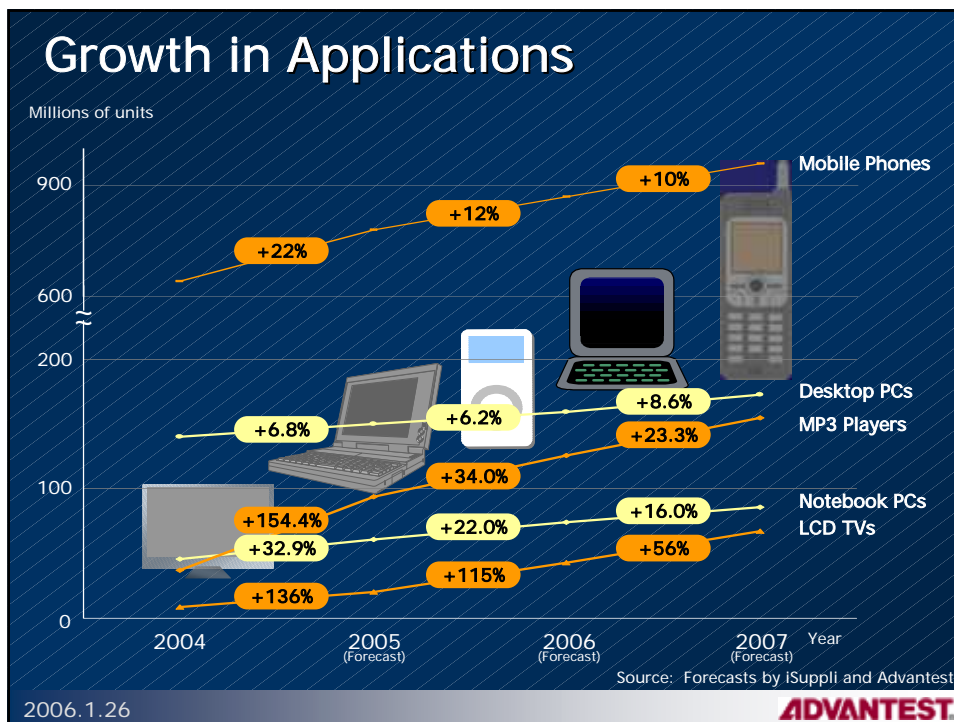


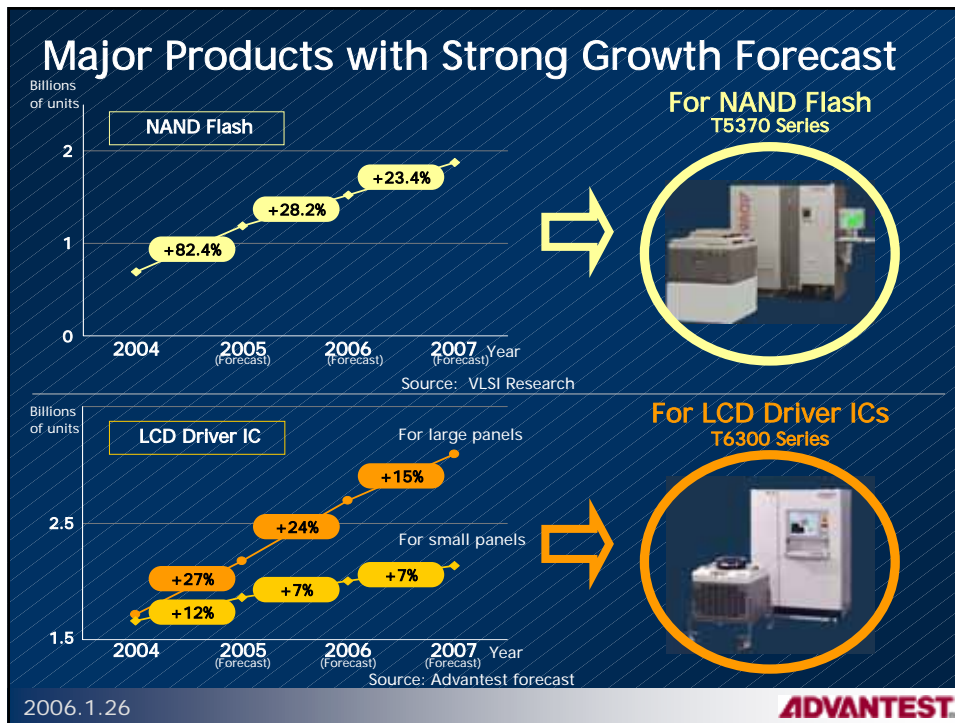
2006.1.26

ADVANTEST



Forecast for Future Growth





Slogan for 2006

Sustain Innovation to Accelerate Success!

- Pursue Market Share
- Strive to Cut Costs
- Improve Product Quality

Activate21

2006.1.26 **ADVANTEST**

NOTE

• **Prepared In accordance with US GAAP**

• **Cautionary Statement with Respect to Forward-Looking Statements**

This presentation contains "forward-looking statements" that are based on Advantest's current expectations, estimates and projections. These statements include, among other things, a discussion of Advantest's business strategy, outlook and expectations as to market and business developments, production and capacity plans. These forward-looking statements can be identified by use of forward-looking terminology and are subject to known and unknown risks, uncertainties and other factors that may cause Advantest's actual results, levels of activity, performance or achievements to be materially different from those expressed or implied by such forward-looking statements. These factors include: (i) changes in demand for the products and services produced and offered by Advantest's customers, including semiconductors, communications services and electronic goods; (ii) circumstances relating to Advantest's investment in technology, including its ability to develop in a timely fashion products that meet the changing needs of semiconductor manufacturers and communications network equipment and component makers and service providers; (iii) significant changes in the competitive environment in the major markets where Advantest purchases materials, components and supplies for the production of its products or where its products are produced, distributed or sold; and (iv) changes in economic conditions, currency exchange rates or political stability in the major markets where Advantest procures materials, components and supplies for the production of its principal products or where its products are produced, distributed or sold. A discussion of these and other factors which may affect Advantest's actual results, levels of activity, performance or achievements is contained in the "Operating and Financial Review and Prospects", "Key Information - Risk Factors" and "Information on the Company" sections and elsewhere in Advantest's annual report on Form 20-F, which is on file with the United States Securities and Exchange Commission.

ADVANTEST®